

NORTHEAST TRI COUNTY HEALTH DISTRICT CURTAIN DRAIN DESIGN GUIDELINES

APPROVED MATERIALS

4 INCH PERFORATED PIPE, ASTM 2729
4 INCH SOLID PIPE, ASTM 3034
1½ - 2 INCH PIPE, SCH. 40 PVC
½ - 2½ INCH DRAINFIELD ROCK
6 MIL PLASTIC
NON-WOVEN GEOTEXTILE (DRAINFIELD FILTER FABRIC)
¼ INCH MESH WIRE SCREEN
STAINLESS PIPE CLAMP

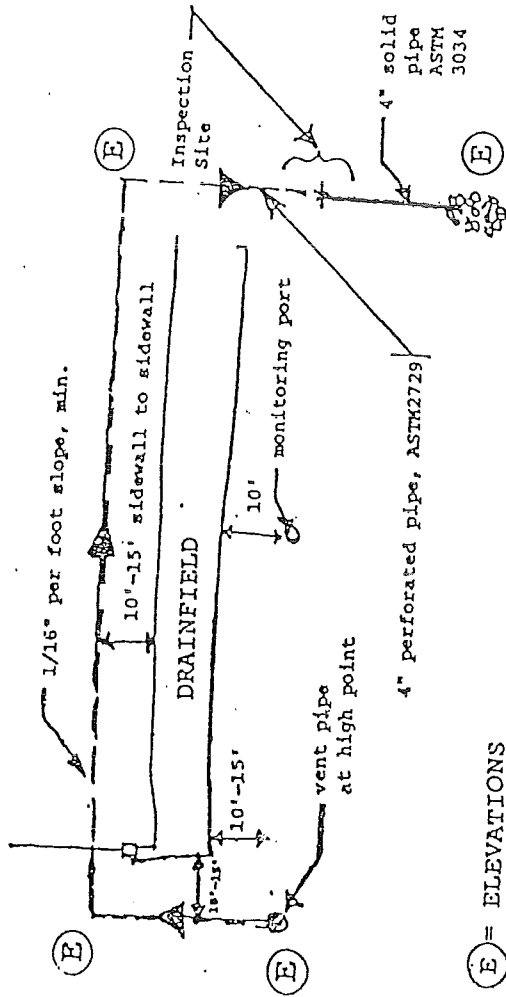
DESIGN GUIDELINES

1. Curtain Drain plans shall have "side views" drawn to scale, all dimensions labeled, and two copies shall be submitted for review.
2. Ground slope shall be determined, in percent, and shown on drawing.
3. Slope of the piping network shall be 1/16 inch per foot, minimum.
4. Vent pipe shall be located at highest point in piping.
5. Vent pipe shall have a threaded, removable top.
6. Perforated piping shall have a 3-inch gravel layer below it for settlement of fines.
7. Perforated piping shall be placed with holes in the 10- and 2-o'clock position.
8. Curtain drain width shall be 1 foot minimum.
9. Elevation of the curtain drain trench bottom shall equal the elevation of the lowest drainfield trench bottom minus 4 feet.
10. Curtain drain-trench-to-drainfield-trench horizontal setback shall be 10 feet minimum and 15 feet maximum as measured from trench sidewalls.
11. Curtain drain trench inspection site shall be located at the transition point from perforated pipe to solid pipe.
12. As much as possible, curtain drain trench should be left open for inspection.
13. Curtain drain trench shall be constructed with approved drainfield gravel and filled to within 1.5 feet of grade, and covered with an approved filter fabric.
14. A monitoring port shall be placed 10 feet downslope from the approximate midpoint of the lowest drainfield lateral. One to two cubic feet of gravel shall be placed around its base.
15. The monitoring port depth shall equal the curtain drain trench depth at the deepest point of the trench.
16. Drain pipe outlet shall be rodent-proofed by wrapping the end with ¼-inch-mesh wire screen and secured with a stainless steel clamp. The outlet spillway shall be constructed with a sufficient quantity of gravel to prevent erosion.
17. CONSTRUCTION OF THE PIPING NETWORK SHOULD BE DONE AT GRADE IN ORDER TO AVOID HAVING TO ACCESS THE TRENCH.

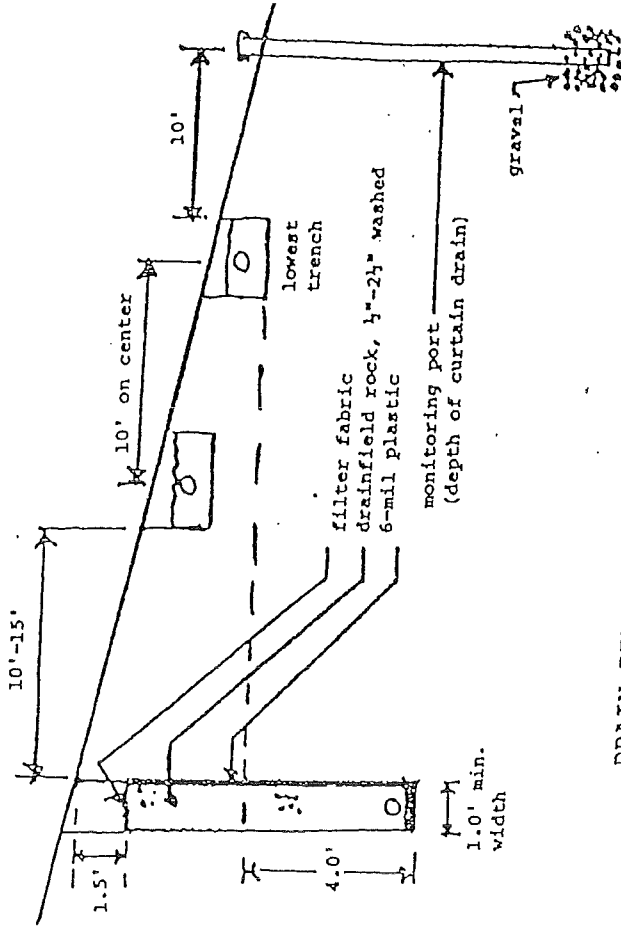
(Approved 3/14/97)

CURTAIN DRAIN

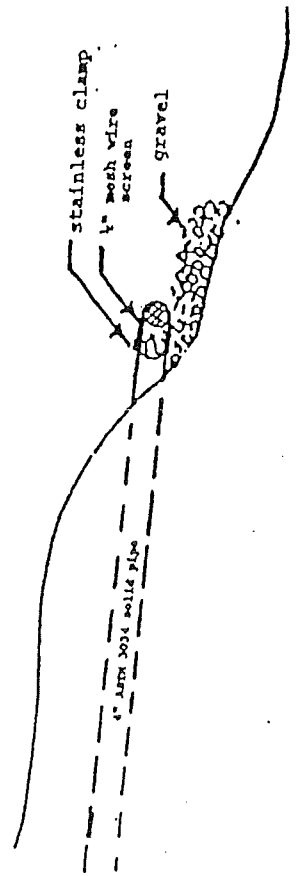
PLAN VIEW



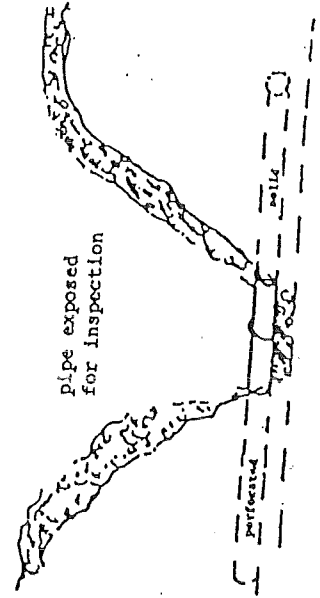
SIDE VIEW



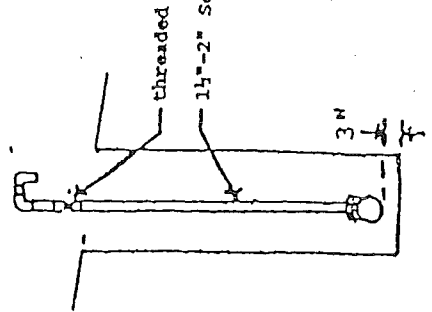
DRAIN PIPE DETAIL



TRENCH INSPECTION DETAIL



VENT PIPE DETAIL



REMAINDER OF CURTAIN DRAIN NEEDS
 TOP 1.5' LEFT OPEN FOR INSPECTION